



深圳市矽源特科技有限公司
ShenZhen ChipSoureTek Technology Co.,Ltd.

V57005 2 I/O 單通道語音晶片

YDV57005

產品規格書

2 I/O 單通道語音晶片



Our company reserves the right to modify and update product documentation without prior notice. The information provided by our company is considered accurate and reliable. However, our company does not guarantee any errors that may occur in this document. Contact our company to obtain the latest version of equipment specifications before placing an order. Our company shall not be liable for any infringement of third-party patents or other rights that may arise from its use. In addition, our company has not authorized the use of our products as critical components of life support devices/systems or aviation devices/systems without explicit written approval, as product failure or failure may cause significant harm to users



V57005 2 I/O 單通道語音晶片

V57005產品概觀

V57005 為全新世代高性價比的語音晶片，具有 9bits 高性能 PWM 語音引擎。並且具備 5 秒(6K/4bits)多樣化的型號選擇，簡易應用上無需添加任何外部元件，讓整體成本具有市場領先優勢。此外，本系列可一次性燒寫程序內容，提供人性化的編譯介面，無需寫程式代碼，簡化產品開發流程。

V57005功能概述

- (1.) 工作電壓：1.6V~5.5V
- (2.) 語音引擎：9bits PWM
- (3.) 語音編碼：4~9 bits, 共 8 階壓縮率
- (4.) 最多支持 16 個群組(Group)和 256 個功能格(Step)
- (5.) 支持 DIO 控制模式(MCU mode)
- (6.) 支持單線控制模式(Serial mode)
- (7.) 支持低電量檢測(LVD)和低電壓復位(LVR)
- (8.) 不同的觸發型態選擇
 - ◇ Re-triggered / Irre-triggered.
 - ◇ Level / Edge
 - ◇ Hold / Un-hold.
 - ◇ Voice Repeat / One-time voice.
 - ◇ On / Off function.
 - ◇ De-bounce time : 50us or 10ms
- (9.) 可程式化輸出狀態
 - ◇ 可選擇固定頻率的閃爍方式
 - ◇ 可在語音內加入自定義的閃爍方式，包含漸明、漸暗效果(LED PWM)
 - ◇ 請參考鈺紳 Wave editor 工具
- (10.) 多樣化播放速率選擇
 - ◇ 3.0KHz / 3.2KHz / 3.8KHz / 4KHz / 4.8KHz
 - ◇ 6.0KHz / 6.4KHz / 8KHz / 9.6KHz / 12KHz
 - ◇ 16KHz / 19.2KHz / 24KHz / 32KHz
- (11.) 簡易流程編成
 - ◇ 工作暫存器寫入
 - ◇ 工作暫存器累加
 - ◇ 工作暫存器比較分支



V57005 2 I/O 單通道語音晶片

V57005母體比較表

Body / 母體	Duration/預估秒數	IO counts /介面數
V57005	5 " @6K/4bits	2

矽源特科技
ChipSourceTek



V57005 2 I/O 單通道語音晶片

V57005封裝腳位圖

V57005 SOP8 - AA



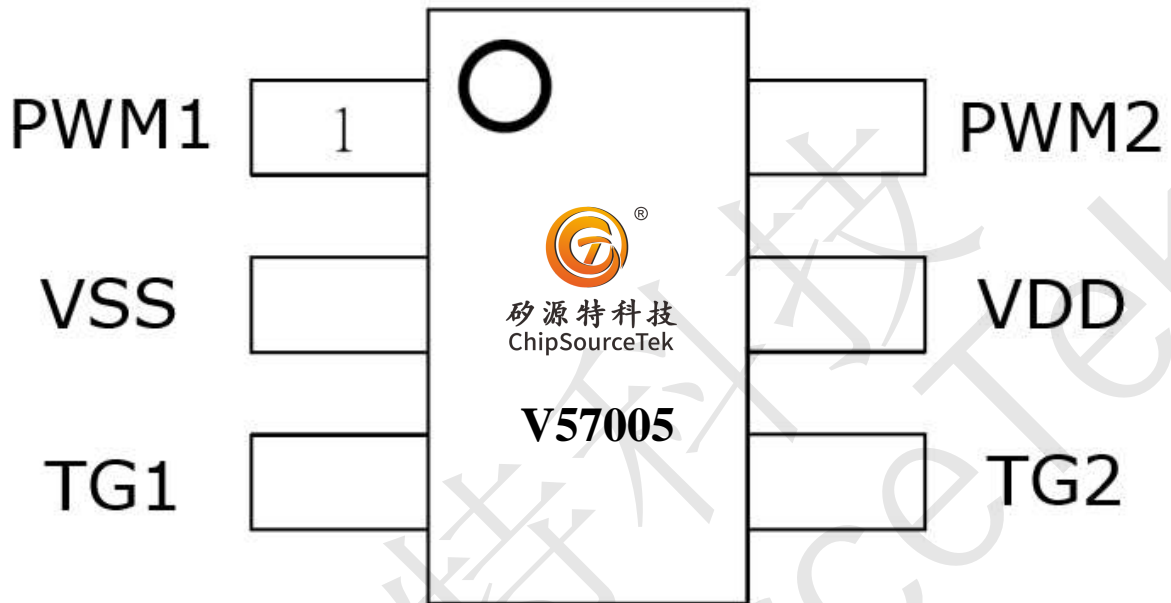
V57005腳位說明

Pin Name	Write Pin	Description
VDD	VDD	電源供應腳
VSS	VSS	接地腳
PWM1	SCK	PWM
PWM2	PWM2	PWM
TG1	DIO	Tigger1 / LED PWM3
TG2	VPP	Tigger2



V57005 2 I/O 單通道語音晶片

V57005 SOT23-6



腳位說明

Pin Name	Write Pin	Description
VDD	VDD	電源供應腳
VSS	VSS	接地腳
PWM1	SCK	PWM
PWM2	PWM2	PWM
TG1	DIO	Tigger1 / LED PWM3
TG2	VPP	Tigger2



V57005 2 I/O 單通道語音晶片

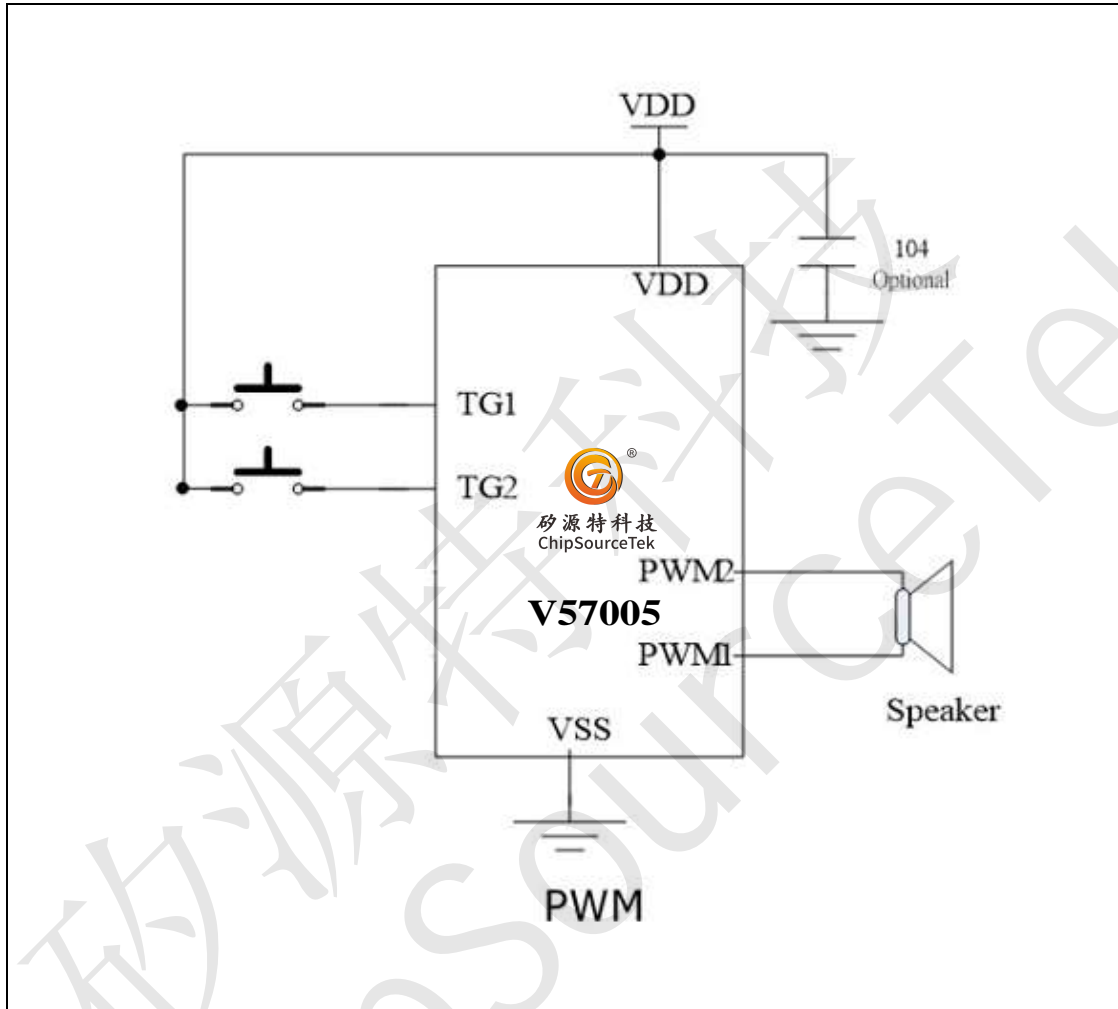
V57005 Writer board slot location





V57005 2 I/O 單通道語音晶片

V57005應用線路圖



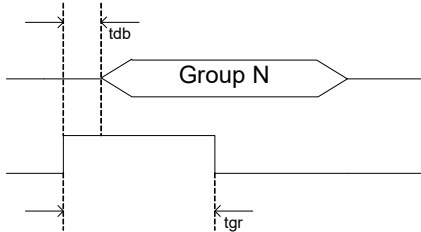


V57005 2 I/O 單通道語音晶片

V57005按鍵觸發模式

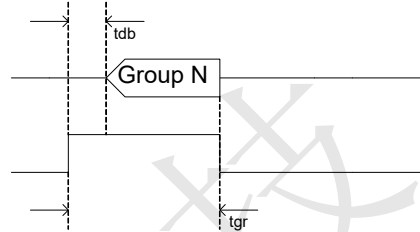
(a) Trigger Pulse Width < Group Length

Option Setting = Edge / Unhold



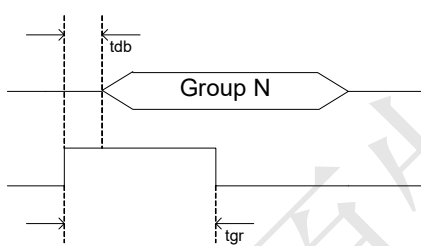
(b) Trigger Pulse Width < Group Length

Option Setting = Edge / Hold



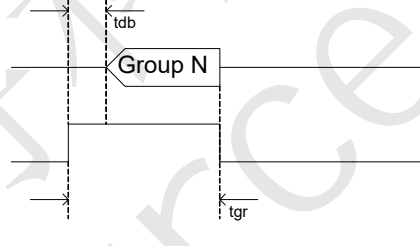
(c) Trigger Pulse Width < Group Length

Option Setting = Level / Unhold



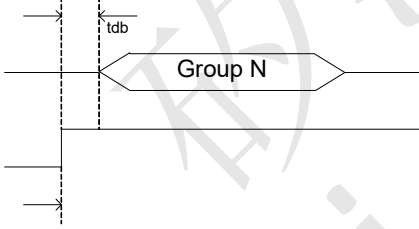
(d) Trigger Pulse Width < Group Length

Option Setting = Level / Hold



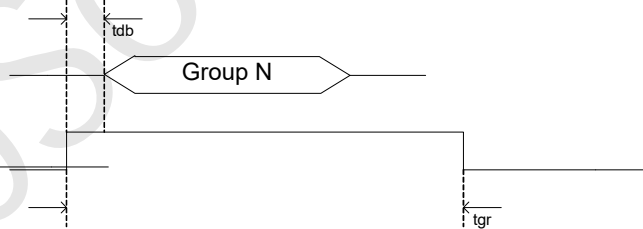
(e) Trigger Pulse Width > Group Length

Option Setting = Edge / Unhold



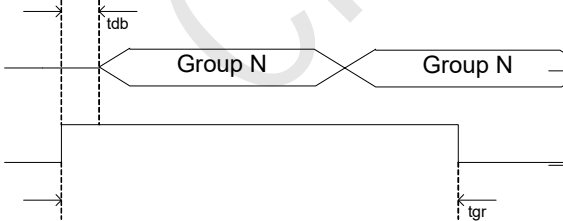
(f) Trigger Pulse Width > Group Length

Option Setting = Edge / Hold



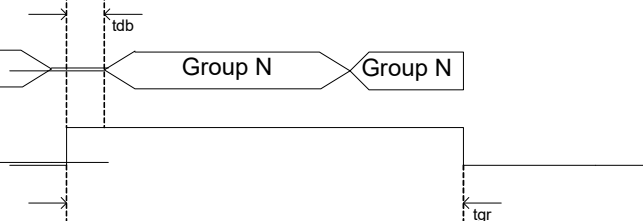
(g) Trigger Pulse Width > Group Length

Option Setting = Level / Unhold



(h) Trigger Pulse Width > Group Length

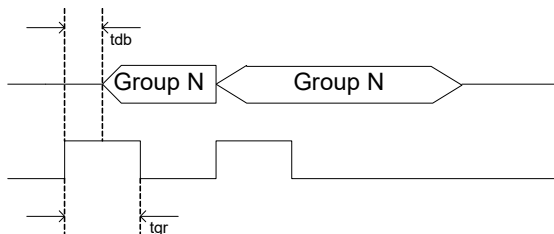
Option Setting = Level / Hold



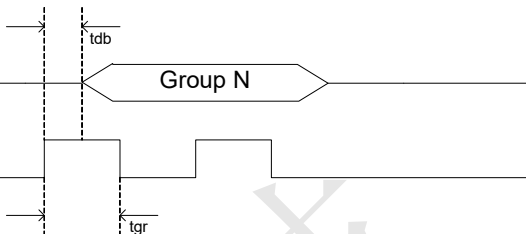


V57005 2 I/O 單通道語音晶片

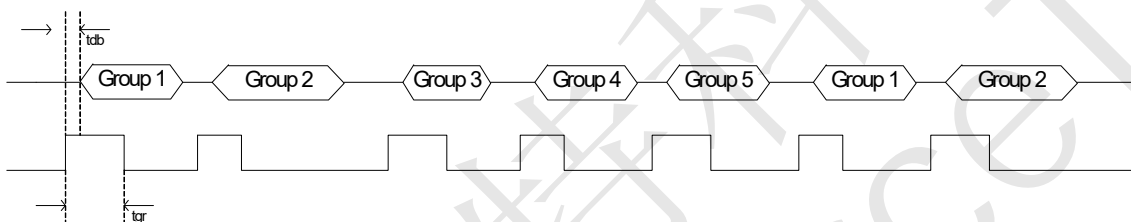
(i) Option Setting = Retrigger



(j) Option Setting = Irretrigger



(k) TG1 = Sequential Trigger & From Group1~Group5





V57005 2 I/O 單通道語音晶片

V57005觸發語音組合案例

Voice File	Description
Voice File A	Hello (1.5”)
Voice File B	Good Morning (3”)
Voice File C	John (1”)
Voice File D	Tom (1”)
Voice File E	Mary (1.5”)

Group1 = Step1 + Step 2

Group 2 = Step3 + Step 4 + Step 5

Group 3 = Step 6 + Step 7

Group1 = Hello John

Group 2= Hello Tom Good Morning

Group 3 = Good Morning Mary

Step1 = Voice File A

Step 2 = Voice File C

Step 3 = Voice File A

Step 4 = Voice File D

Step 5 = Voice File B

Step 6 = Voice File B

Step 7 = Voice File E

Total use 3 Group , 7 Steps

Voice duration= Hello + Good Morning + John + Tom + Mary

= 1.5” + 3” + 1” + 1” + 1.5”

= 8”

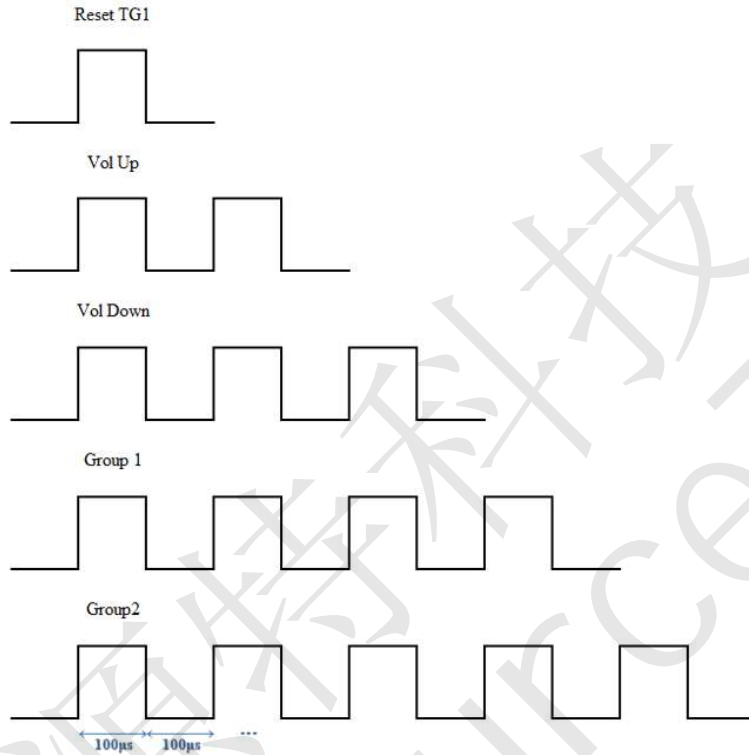
Total duration = 8”(80”-8” = 72” space is free , can add more Voice File, If body=V58080)



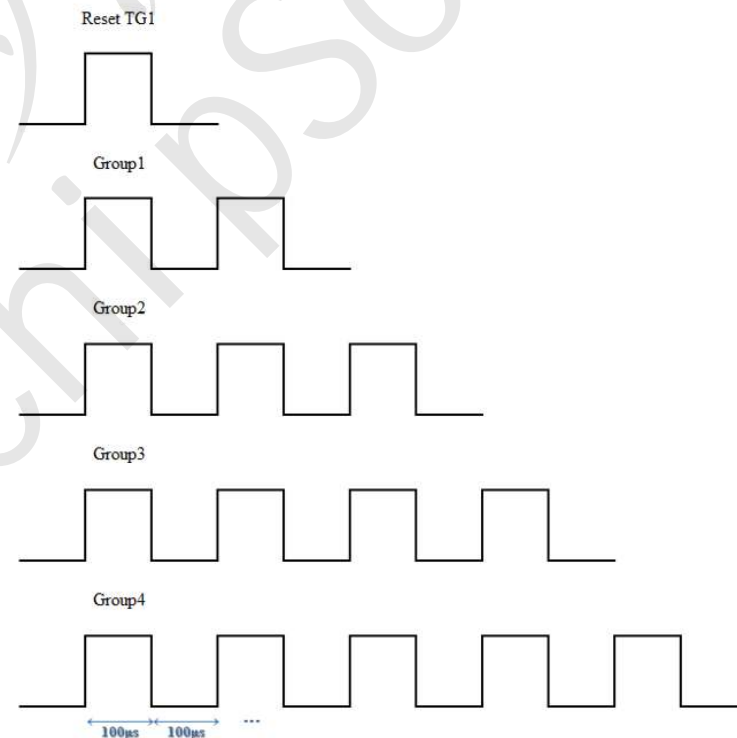
V57005 2 I/O 單通道語音晶片

V57005 Pulse Mode Signal

TG1 Trigger & Vol Control Enable



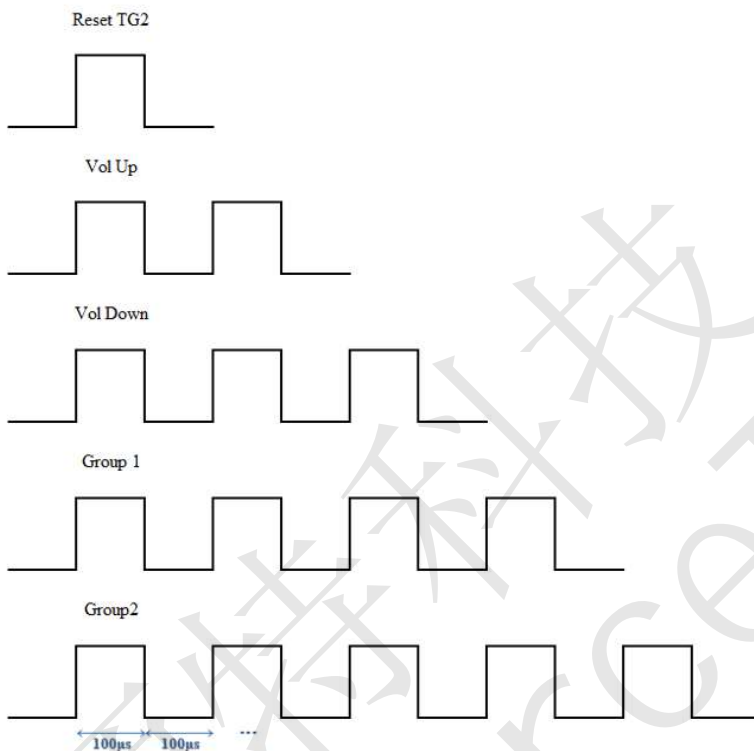
TG1 Trigger & Vol Control Disable



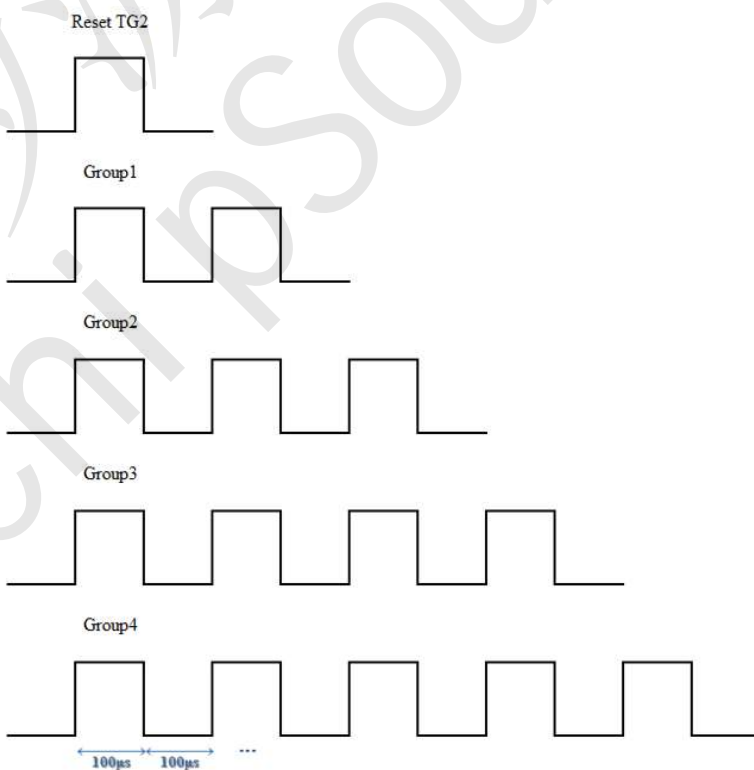


V57005 2 I/O 單通道語音晶片

TG2 Trigger & Vol Control Enable



TG2 Trigger & Vol Control Disable





V57005 2 I/O 單通道語音晶片

V57005直流特性

Symbol	Parameter	Min	Typ	Max	Unit	Condition
VDD	Operating Voltage	1.6		5.5	V	1.536MHz
I _{sb}	Standby current			5	uA	VDD = 3.0V
				5	uA	VDD = 4.5V
I _{OP}	Operating Current		0.6		mA	VDD = 3.0V , No Load
			0.8		mA	VDD = 4.5V , No Load
I _{IH}	Input Current		2		uA	VDD=3.0V , 1.5M Pull-low
			5		uA	VDD=3.0V , 270K Pull-low
I _{OH}	Output drive Current		5		mA	VDD=3.0V TG voltage = 2.7V
I _{OL}	Output sink Current		7		mA	VDD=3V TG voltage = 0.3V
I _{POH}	PWM output current		43		mA	VDD=3.0V , V _{OH} = 2.7V
I _{POL}			60		mA	VDD=3.0V , V _{OL} = 0.3V
V _{IH}	Input high level		2		V	VDD=3.0V
V _{IL}	Input low level		1		V	VDD=3.0V
ΔF/F	Frequency deviation by voltage drop	-1		1	%	$\frac{F_{max}(5.0V) - F_{min}(2.0V)}{F_{max}(5.0V)}$



V57005 2 I/O 單通道語音晶片

V57005封裝資訊 (Package Information)

Size Symbols	Min (mm)	Max (mm)	Size Symbols	Min (mm)	Max (mm)
A	4.80	5.00	C3	0.05	0.20
A1	0.356	0.456	C4	0.203	0.233
A2	1.27TYP		D	1.05TYP	
A3	0.345TYP		D1	0.40	0.80
B	3.80	4.00	R1	0.20TYP	
B1	5.80	6.20	R2	0.20TYP	
B2	5.00TYP		θ 1	17° TYP4	
C	1.30	1.60	θ 2	13° TYP4	
C1	0.55	0.65	θ 3	0° ~ 8°	
C2	0.55	0.65	θ 4	4° ~ 12°	

